



FoilTEK™



FEED MATERIAL
 into plotter/cutter so that the media faces up.



PREHEAT & POSITION—
 Preheat garment for 10 seconds, prior to application. Position & place cover sheet over graphic.




PRINT DESIGN in positive form.




HEAT APPLY—
 Temp: 280-300°F; 138-150°C
 Time: 5 seconds
 Pressure: medium
 #6 on Hotronix®

Tip: A Heat Printing Pillow or Print Perfect Pad is recommended for even pressure when working around zippers, buttons, heavy seams or mesh reversible jerseys.



CUT DESIGN—
 If cutting through ink, let the print dry for 30 minutes other-wise you may cut immediately. Dry times may vary. Mask the material.



PEEL MASK WARM



WEED away the excess media. If the design was cut immediately, the print must dry 30-60 minutes before proceeding.



PEEL MASK WARM—
FINAL APPLICATION—
 Place cover sheet over graphic and reseat for 5 seconds.

Recommended Fabrics

Cotton
 Polyester
 Lycra®/ Spandex
 Nylon
 Cordura®
 Leather
 Neoprene

Due to the combination of fabrics, weaves, coatings and dyes used in the textile industry, Stahls' recommends and provides samples of our materials and medias for testing.

Accessories Required

Kraft Paper Cover Sheet
 EZ Weeder™ or Tweezers
 Solutions Mask

Cutting Notes

For detailed designs Premium Blade is recommended

Be sure to perform test cuts to ensure proper blade depth when cutting. Cutting too deep will result in weeding or masking difficulties.

Care Instructions

For best results, turn garment inside out. Machine wash warm or cold using mild detergent. Do not bleach. Do not iron directly on transfer. Tumble dry low setting. Do not dry clean.

Storage

If designs will not be heat applied immediately, return masked designs to paper backing for storage. Avoid humid spaces and extreme changes in temperature.

Inks

Solvent
 Eco-Solvent

Application Range

Standard temperature for application is 300°F.

The temperature may be adjusted up to 20 degrees lower for heat sensitive fabrics.

CUTTER GUIDELINES

CUTTER	BLADE	FORCE	OFFSET	SPEED
Roland SP-300	45°	80-90g	.25	30cm/s
Roland VP-300	45°	80-90g	.25	30cm/s
Roland XC-540	45°	80-90g	.25	30cm/s
Roland GX-24	45°	80-90g	.25	30cm/s

All technical information and recommendations are based on tests we believe to be reliable. However, we cannot guarantee performance for conditions not under manufacturer's control. Before using, please determine the suitability of product for its intended use. The user assumes all risk and liability whatsoever in connection with the use of this product. Seller's and manufacturer's only obligation shall be to replace such quantity of the product proved to be defective by manufacturer.

CAD-CUT, CAD-COLOR, SuperTEK, FoilTEK, TEK & Hotronix are trademarks & ® trademarks of trademarks of STAHL'S® with one or more patents or patents pending.
 STAHL'S® 2014 - All International Rights Reserved